

About the rules of the parks

Pusztamérges High School



Hungary 2012 / Magyarország



The values and the areas that must be protected can be divided into six categories.

- Geological and geomorphological formations and phenomena
- Hydrological phenomena
- Botanical values
- Zoological values
- Cultural-historical remembrances
- Values of the landscape



A minister can preserve natural values and natural areas.

The categories of the objects that are preserved:

- Protected and highly protected individual and kind
 - Protected natural area
1. national parks - 10
 2. landscape protection area - 39
 3. natural reserve - nearly 200 with great significance as for the country and hundreds locally
 4. natural remembrances
- Emphasized protection:
 1. The „Natura 2000” areas, which are EU-significant conservationist areas
 2. Biosphere- and wood reserve



National Parks of Hungary



Aggtelek National Park



Fertő-Hanság National Park



Duna-Ipoly National Park



Bükk National Park



Hortobágy National Park
(1973)



Órség National Park



Balaton-felvidék National Park



Kiskunság National Park



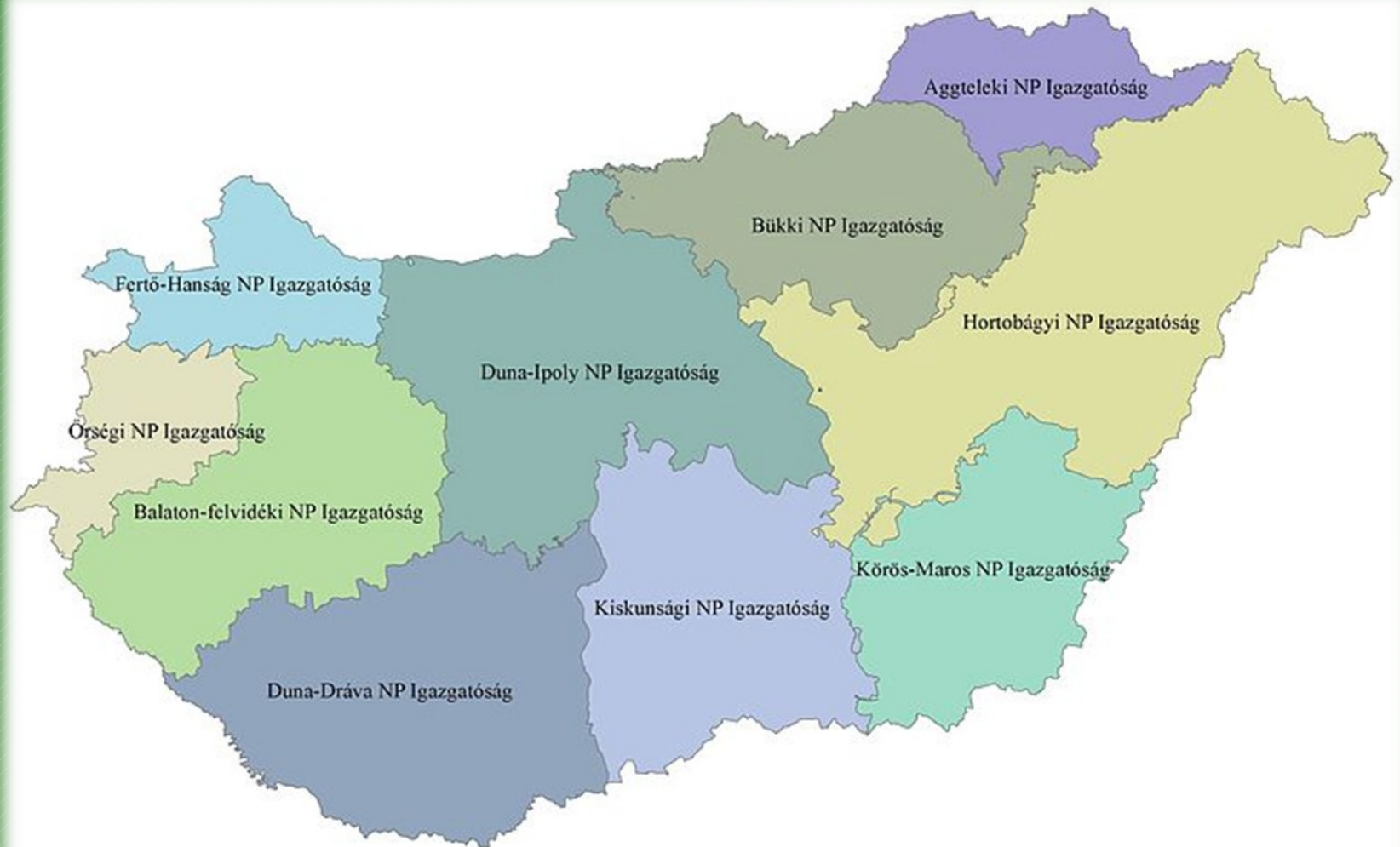
Körös-Maros National Park



Duna-Dráva National Park

National park directories

The directories manage the national park on a given area and also all the landscape protection areas and the nature reserves which have special significance in the country.



Legal regulation




EU principles which were included

- 2 April 1979 - about the protection of **wild birds**
- **The Council** - with the principle of the Council 97/11/EK and modified with the principles (2003/35/EK) of the European Parliament and Council - 85/337/EGK (27 June 1985) about the public and private projects which have effects on the environment
- 21 May 1991 - **wastewater management**
- 21 May 1992 - about **the natural habitats** and the protection of **the wild animals and plants**
- 3 November 1998 - about **the quality of the water** which is used for human consumption
- 23 October 2000 - about defining the common principles in **terms of water policy**
- 27 June 2001 - about **certain plans' and programmes'** effects on the environment
- 25 Jun. 2002 - about the management and evaluation of **noise**
- 28 January 2003 - about **the public access** to environmental information
- 21 April 2004 - about **the environmental responsibility** in terms of the prevention and restoration of environmental damages
- 14 March 2007 - about **the IT infrastructure** (INSPIRE) within the European Community
- **The Forestry Strategy** of the European Union and the Forestry Action Plan

The legal background in Hungary

- The Act of Conservation
(1996. LIII.)
- The Act of Environment Protection
(1995. LIII.)
- The Act of Forests
(2009. XXXVII.)
- The Act of Public Procurement
(2003. CXXIX.)



As the complete rules and regulations contain thousands of pages, we only present the simple version of the useful advice and prohibitions given to visitors.






In the logo of the Kiskunság National Park the hand symbolizes protection while the egg inside stands for fragile nature.

Rules of the Puszta (Hungarian plain), the etiquette of hiking

- Protected areas are the museums of nature.
- Its primary function is to protect nature.
- The landscape, the flora and the fauna can do without people.




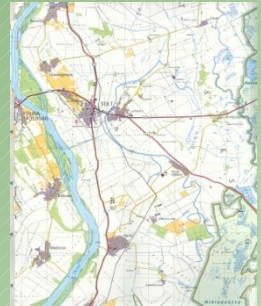

Rules of the puszta (hungarian plain), the etiquette of hiking

Plan carefully!

Consider weather, natural features
and the length of the trail.

You may often enter private property.

There are special protected areas
where you can enter only with the
written permission of the national
park and with a guide.



Rules of the puszta (Hungarian plain), the etiquette of hiking

Rules of hiking

Use only the appointed paths.

Tourist trails and study trails were chosen on behalf of the hikers in the protected area.

Hikers' feet, horses' hooves, bicycles' wheels can form new paths. They plough vegetation up which helps the extension of weeds.



They can also be dangerous for birds nesting on the ground and animals living below ground.



Rules of the puszta (Hungarian plain), the etiquette of hiking

If you eat, drink or relax...


- Take easily digested food of high calorific value and enough liquid for your hikings. Water is the best choice because you can also use it for a wash if it is necessary.
- Never throw away packing material. It pollutes the environment. It can be dangerous for animals, it decomposes very slowly or it doesn't decompose at all and it is not aesthetic.
- Take your rubbish with you and through it into the appointed bin.
- Taste only those fruits and plants that you know.
- If you need to go to the toilet, and there is no appointed place for it, do it a bit further away from the trails. Make a small hole into the ground and cover it afterwards.



Rules of the puszta (Hungarian plain), the etiquette of hiking

Be careful with fire!


- You can only light fire in appointed places.
- Don't light a fire bigger than necessary.
- Collect fallen, dry branches in order to build a fire.
- Before you leave the fireplace, make sure that you put the fire out completely.
- Don't use naked flame or light fire if it is prohibited.
- You must not light fire in case of aridity and strong wind.



Rules of the puszta (Hungarian plain), the etiquette of hiking

Souvenirs for home...

- You must not pick flowers, fruits, mushrooms in protected areas. Do not collect animals.
- If you pick wild flowers, you can endanger the species and they will not take part in the circle of life. Anyway, they look nicer in their own environment than in a vase.
- Do not tread on mushrooms because they have an important role in the food-chain.
- If you collect mushrooms, always have them examined before cooking.



Rules of the puszta (Hungarian plain), the etiquette of hiking

Photos preserve the moment.



- Take photos of your experiences.
- Do not take pictures of birds near their nest.
- You can only use a hiding tent with the permission of the national park.
- Use the hides provided by the national park for taking pictures.



THANK YOU FOR YOUR ATTENTION!

